



## **COPY MASTERS**

GRADES 1-2  
YEAR 1 | SPRING

## **Sunday School**



Northwestern  
Publishing House  
Milwaukee, Wisconsin

---

*I am the light of the world.  
Whoever follows me will never walk in darkness,  
but will have the light of life.*

John 8:12  
(NIV 1984)

---



Project Coordinators: Owen Dorn, Raymond Schumacher  
Editorial Team: Lynn Groth, Wendi Guenterberg  
Art Director: Karen Knutson  
Design Team: Pamela Dunn, Sarah Oberhofer, Lynda Williams  
Illustrators (line art): Randy Chewning, Len Ebert, Anne Kennedy, Nan Pollard

We extend our thanks to the many employees of Northwestern Publishing House who have contributed to this project.


Hymn and hymnal references, unless otherwise indicated, are to *Christian Worship: A Lutheran Hymnal*. © 1993 by Northwestern Publishing House.

Catechism materials are taken from *Luther's Catechism: Revised*. © 1998 by Northwestern Publishing House.


Christ-Light and the Christ-Light logo are registered property of Northwestern Publishing House.

Northwestern Publishing House  
1250 N. 113th St., Milwaukee, WI 53226-3284  
[www.nph.net](http://www.nph.net)  
© 2012 by Northwestern Publishing House  
Published 2012  
Printed in the United States of America  
ISBN 978-0-8100-2132-7

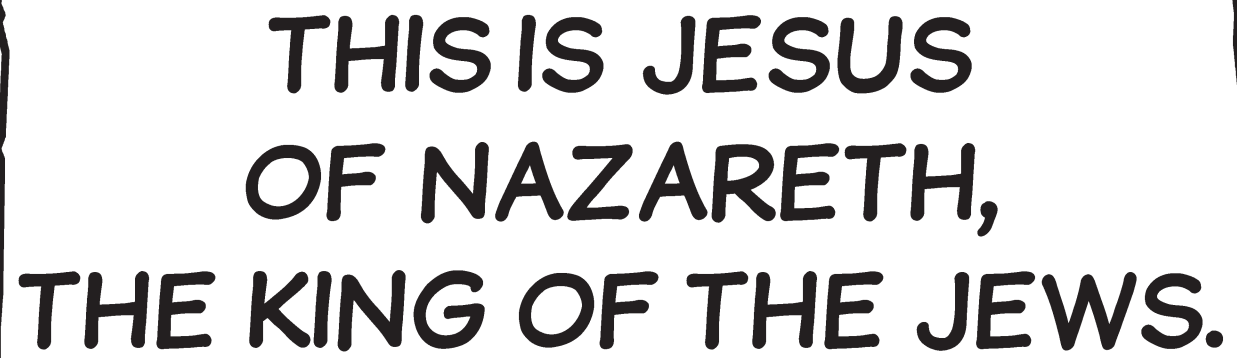
All rights reserved. The contents of this CD may be reproduced and used only by the purchasing school or congregation. Sharing this material with other congregations or schools is prohibited.



1.



2.

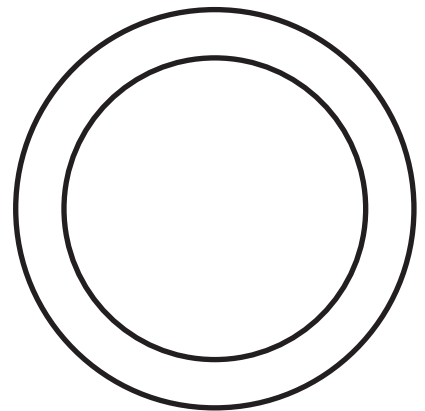
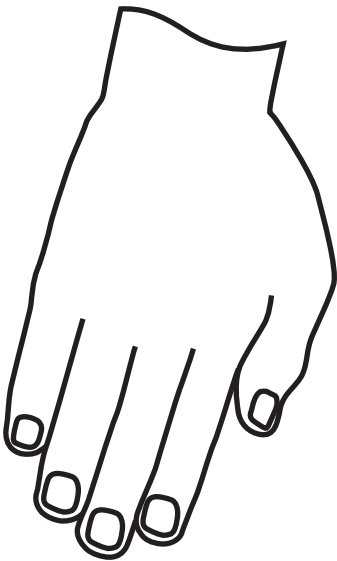

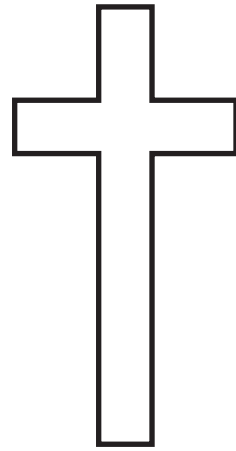



**THIS IS JESUS  
OF NAZARETH,  
THE KING OF THE JEWS.**

3.



4.




# My Best Gift

## God's Word in the Lesson

Listen to each sentence. Use the color mentioned to fill in the area that contains the picture the sentence describes.

1. Use yellow to color what Pilate told his soldiers to put Jesus on.
2. Use blue to color what the soldiers used to hold Jesus to the cross.
3. Use red to color the parts of Jesus' body that the soldiers fastened to the cross.
4. Use green to color the picture that shows what some people did as Jesus hung on the cross.
5. Use blue to color the one who earned our salvation by suffering and dying on a cross.
6. Use your favorite color for the picture that shows what Jesus feels for you.



## God's Word in My Life

In each box draw a gift God has given you. Draw your best gift inside the middle box.

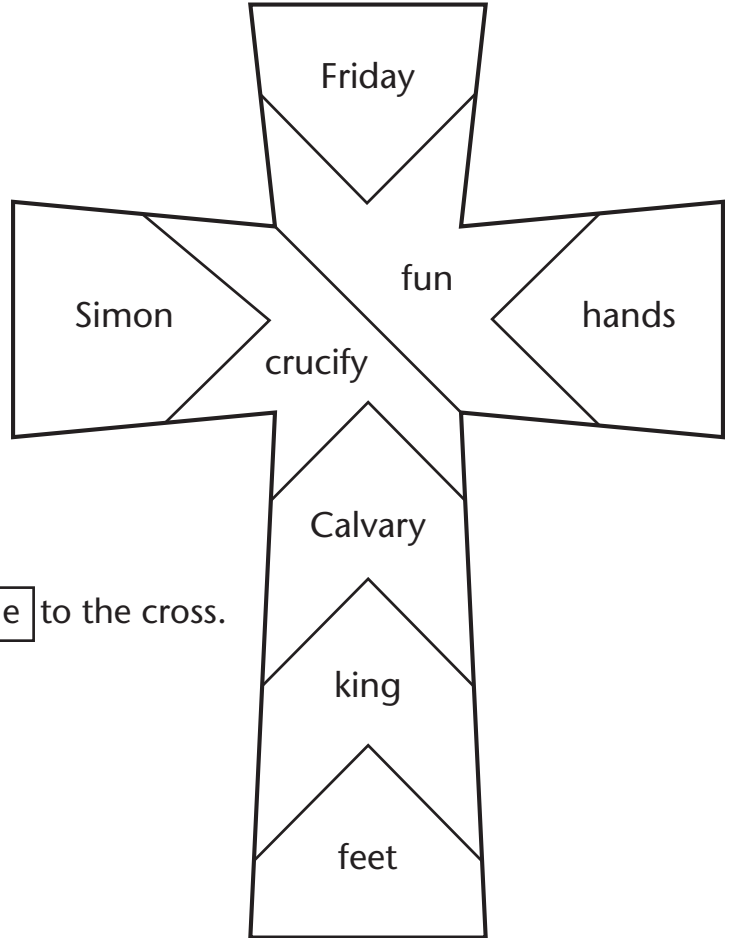
--	--	--	--	--

# Thank You, Jesus!

## God's Word in the Lesson

Find a word on the cross to complete each sentence. Then color that space on the cross with the color that is written in the box.

1. Pilate told his soldiers to yellow Jesus.
2. Jesus was crucified on a blue morning.
3. A man named blue was told to carry Jesus' cross.
4. The place where Jesus was crucified was called blue.
5. The soldiers nailed Jesus' blue and blue to the cross.
6. The sign said that Jesus was a yellow.
7. The crowd made yellow of Jesus.



## God's Word in My Life

People in the crowd made fun of Jesus while he was suffering on the cross. If you had been there, what would have been a good thing for you to say to Jesus? Write your words in the bubble.

}

---



---



---



---



---






---

# Jesus Suffered for Me

## God's Word in the Lesson

Draw a **†** (cross) on the line if the sentence is true.

- \_\_\_\_\_ 1. Pilate set Jesus free.
- \_\_\_\_\_ 2. Jesus was not able to carry his cross all the way to Calvary.
- \_\_\_\_\_ 3. Simon asked if he could carry the cross.
- \_\_\_\_\_ 4. Two thieves were crucified with Jesus.
- \_\_\_\_\_ 5. Jesus was nailed to a cross.
- \_\_\_\_\_ 6. A sign was hung on the cross.
- \_\_\_\_\_ 7. Some people in the crowd made fun of Jesus.
- \_\_\_\_\_ 8. Jesus was angry with the crowd.



## God's Word in My Life

Answer each question by finishing the sentence.

1. Who is Jesus? Jesus is the promised \_\_\_\_\_

\_\_\_\_\_ .

2. Why did Jesus suffer on the cross? Jesus suffered on the cross \_\_\_\_\_

\_\_\_\_\_ .

3. How can you show Jesus you are thankful for what he did on Calvary? I can \_\_\_\_\_

\_\_\_\_\_ .



# God So Loved the World

Write the words of the John 3:16 memory treasure on the lines. Then draw Jesus suffering on the cross, and color the picture.

